

Т.Б. Будна

# АНГЛІЙСЬКА МОВА

## Teacher's Book

**2 клас**

*Посібник для вчителя*



ТЕРНОПІЛЬ  
НАВЧАЛЬНА КНИГА — БОГДАН

**Будна Т.Б.**

Б 90      Англійська мова. Teacher's Book. 2 кл. : посібник для вчителя / Т.Б. Будна. — Тернопіль : Навчальна книга — Богдан, 2019. — 208 с.

ISBN 978-966-10-5904-6

Пропонований посібник для вчителя допоможе весело, цікаво та змістовно вести уроки з курсу “Англійська мова” за підручником “Англійська мова. 2 клас” (авт. Будна Т.Б.). Конспекти уроків, структура яких відповідає Державному стандарту початкової освіти та типовим освітнім програмам, містять також тексти до вправ на аудіювання та пояснення до ігор. У виданні подано календарне планування та перелік фраз навчально-методичного характеру, що необхідні для створення іншомовної атмосфери на уроках іноземної мови та якісного проведення занять.

Для вчителів початкових класів, студентів педагогічних навчальних закладів.


УДК 371.32:811.111

*Охороняється законом про авторське право.  
Жодна частина цього видання не може бути відтворена  
в будь-якому вигляді без дозволу видавництва.*

# UNIT 1. HELLO, FRIENDS!

Date \_\_\_\_\_

## Lesson 1



### I. Warming up and reviewing.

Introducing the kids in the new classroom environment.

### II. Introducing the words / patterns.

**Ex. 1 p. 6 (Track U01.L01.Ex01)**

Ben Meg

Meg Ben

**Ex. 2 p. 6 (Track U01.L01.Ex02)**

(Boy): Hello!

(Girl): Hello!

(Boy): I'm Ben.

(Girl): I'm Meg.

(Boy): What's this?

(Girl): It's a watch.

(Boy): Oh! Is it a phone?

(Girl): Yes, it is.

(Boy): Wow! Fantastic.

*Materials needed:* recording.

### III. Practising the words / patterns.

**Ex. 3 p. 6 (Track U01.L01.Ex03)**

I'm Andy. I'm Candy. I'm Alex. I'm Polina.

*Materials needed:* story flash cards, recording.

Ex. 4 p. 6

**IV. Game.**

Play a greeting game.

**V. Writing practice.**


Ex. 4 p. 6

Give WB p. 3 instructions.


The teacher gives instructions concerning the home task and explains how to do the exercises in the workbook.

**UNIT 1** Hello, Friends! **Lesson 1**

**1. Number the pictures.**




**2. Read and match.**



Polina Alex Candy Andy Ben Meg

**3. Make a card. Write your name.**



3

**VI. "My Dictionary" activity.**

**VII. Ending of the lesson.**

## Lesson 2

Date \_\_\_\_\_

Hello, Friends! Lesson 2

1. Listen, point and repeat.

Ben

phone cap cup

2. Listen and sing.

What's this? — It's a phone.  
What's this? — It's a cup.  
What's this? — It's a cap.  
1, 2, 3 — clap, clap, clap!

3. Listen and repeat. Read.

A It is an ant.

B It is a bat.

C It is a cat.

4. Listen, repeat and point. Write.

ABCDEFGHIJKLMNOPQRSTUVWXYZ

Workbook Lesson 2 7

### I. Warming up and reviewing.

Chant "Hello, I'm Andy!"

Hello! Hello!

I'm Andy.

Hello! Hello!

I'm Candy.

A greeting game.

### II. Introducing the words / patterns.

Ex. 1 p. 7 (Track U01.L02.Ex01)

Ben phone cap cup

cup Ben cap phone

Materials needed: recording.

### III. Practising the words / patterns.

Ex. 2 p. 7 (Track U01.L02.Ex02)

What's this? — It's a phone.

What's this? — It's a cup.

What's this? — It's a cap.

1, 2, 3 — clap, clap, clap!

Materials needed: vocabulary flash cards, recording.

### IV. Reading practice.

Ex. 3 p. 7 (Track U01.L02.Ex03)

A It is an ant.

B It is a bat.

C It is a cat.

## V. Games and activities.

Play a game “Revision ABC Game”.

**Ex. 2 p. 7 (Track U01.L02.Ex02)**

What’s this? — It’s a phone.

What’s this? — It’s a cup.

What’s this? — It’s a cap.

1, 2, 3 — clap, clap, clap!

*Materials needed:* recording.

## VI. Writing practice.

**Ex. 4 p. 7 (Track U01.L02.Ex04)**

ABC

*Materials needed:* recording.



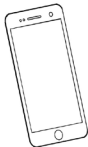
Give WB p. 4 instructions.

The teacher gives instructions concerning the home task and explains how to do the exercises in the workbook.

UNIT 1Hello, Friends!

Lesson 2

1. Match and colour.






cap

phone

cup

2. Choose, circle and say.

What this? — It's a (an) ...




ant / apple


bear / bat

cat / cap

3. Look, read and write.

It is an  .

It is an \_\_\_\_\_

It is a  .

It is a \_\_\_\_\_

4

## VII. “My Dictionary” activity.

## VIII. Ending of the lesson.

## Lesson 3

Date \_\_\_\_\_

UNIT 1
Hello, Friends!
Lesson 3

1 Listen, point and repeat.

Meg

bag

lunchbox

watch

2 Look and say.

1

Is it a bag? — No, it isn't.  
Is it a cup? — No, it isn't.  
What's this? — It's a lunchbox.

2

3

3 Listen and repeat. Read.

D I am Dan.

E I am Ed.

F I am Fred.

4 Listen, repeat and point. Write.

ABCDEFGHIJKLMNOPQRSTUVWXYZ

8
Workbook Lesson 3

### I. Warming up and reviewing.

What's this? — It's an ant.

### II. Introducing the words / patterns.

Ex. 1 p. 8 (Track U01.L03.Ex01)

Meg bag lunchbox watch

watch bag lunchbox Meg

Materials needed: recording.

### III. Practising the words / patterns.

Ex. 2 p. 8

Materials needed: vocabulary flash cards.

### IV. Reading practice.

Ex. 3 p. 8 (Track U01.L03.Ex03)

D I am Dan.

E I am Ed.

F I am Fred.

Materials needed: recording.

### V. Games and activities.

Play a game "ABC Game".

Materials needed: toys: watch, lunchbox, bag.

### VI. Writing practice.

Ex. 4 p. 8 (Track U01.L02.Ex04)

ABCDEF

Materials needed: recording.


Give WB p. 5 instructions.  
The teacher gives instructions concerning the home task and explains how to do the exercises in the workbook.


UNIT 1


Hello, Friends!

Lesson 3

1. Unscramble and write.


  
agb

  
unlcbxho

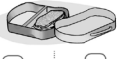
  
atwhc

2. Look, read and tick (✓).

Is it a cap?

  
☐ Yes, it is. ☐ No, it isn't.

Is it a watch?

  
☐ Yes, it is. ☐ No, it isn't.

3. Trace and write.

I am Dan.

I am Ed.

I am Fred.

5

VII. “My Dictionary” activity.  
VIII. Ending of the lesson.



## Lesson 4

Date \_\_\_\_\_

Hello, Friends! Lesson 4

1. Listen, point and repeat.

marker eleven twelve

2. Look and say. Write the numbers.

How many markers has Meg got? Twelve.

one five nine  
two six ten  
three seven eleven  
four eight twelve

3. Listen and repeat. Read. Count and say true or false.

G Greg has got ten pens.  
H Henry has got six pencils.  
I Tim has got seven markers.

4. Listen, repeat and point. Write.

ABCDEFGHIJKLMNOPQRSTUVWXYZ

Workbook Lesson 4 9

### I. Warming up and reviewing.

Is it a lunchbox? — No, it isn't.

### II. Introducing the words / patterns.

Ex. 1 p. 9 (Track U01.L04.Ex01)

marker eleven twelve

eleven twelve marker

Materials needed: recording.

### III. Practising the words / patterns.

Ex. 2 p. 9

Materials needed: vocabulary flash cards.

### IV. Reading practice.

Ex. 3 p. 9 (Track U01.L04.Ex03)

G Greg has got ten pens.

H Henry has got six pencils.

I Tim has got seven markers.

Materials needed: recording.

### V. Games and activities.

Play a counting game.

Ex. 2 p. 9

### VI. Writing practice.

Ex. 2 p. 9

Ex. 4 p. 9. (Track U01.L02.Ex04)

ABCDEFGHI


Materials needed: recording.

Give WB p. 6 instructions.  
The teacher gives instructions concerning the home task and explains how to do the exercises in the workbook.

UNIT 1Hello, Friends!

Lesson 4

1. Fill in the letters. Match.

  
m \_rk \_r


11


  
\_l \_v \_n


12


  
tw \_lv \_

2. Count and write the number.









3. Unscramble and write.

Greg

markers.

got

eight

has

got

four

Henry

pens.

has


6

VII. “My Dictionary” activity.

VIII. Ending of the lesson.

## Lesson 5

Date \_\_\_\_\_



**UNIT 1** Hello, Friends! **Lesson 5**

1 Listen, point and repeat.

crayon purple violet

2 Listen and repeat.

red violet blue  
orange white purple  
yellow grey pink  
green brown black

Ben has got 12 crayons.

3 Ask and answer. Write the answers.

1 What colour is it? 2 It's red. 3 4 5 6

4 Listen and repeat. Read.

J It is a jet. It is black.  
K It is a kitten. It is red.  
L It is a lamp. It is pink.

5 Listen, repeat and point. Write.

A B C D E F G H I J K L M N O P Q R S T U V W X Y Z

10 Workbook Lesson 5

### I. Warming up and reviewing.

How many pens has your friend got?

### II. Introducing the words / patterns.

Ex. 1 p. 10 (Track U01.L05.Ex01)

crayon purple violet

violet crayon purple

Materials needed: recording.

### III. Practising the words / patterns.

Ex. 2 p. 10 (Track U01.L05.Ex02)

red orange yellow green violet white grey brown

blue purple pink black

Ben has got 12 crayons.

Materials needed: recording, coloured pencils.

Ex. 3 p. 10

### IV. Reading practice.

Ex. 4 p. 10 (Track U01.L05.Ex04)

J It is a jet. It is black.

K It is a kitten. It is red.

L It is a lamp. It is pink.

Materials needed: recording.

### V. Games and activities.

Play a game "Guess the Colour".

Ex. 3 p. 10

Materials needed: vocabulary flash cards.

## VI. Writing practice.

Ex. 3 p. 10.

Ex. 5 p. 10 (Track U01.L02.Ex05)

ABCDEFGHIJKL

Materials needed: recording.

Give WB p. 7 instructions.







The teacher gives instructions concerning the home task and explains how to do the exercises in the workbook.

UNIT 1

Hello, Friends!




Lesson 5

1. Circle the right word.



crayon / pen      jet / lamp      watch / phone

2. Read and colour.




a grey jet      a yellow ruler      a violet marker

3. Trace and write.

It is a kitten.

It is red.



7

## VII. "My Dictionary" activity.

## VIII. Ending of the lesson.